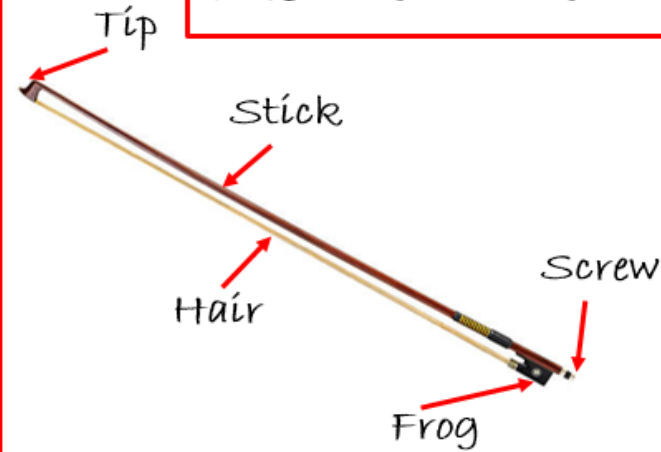




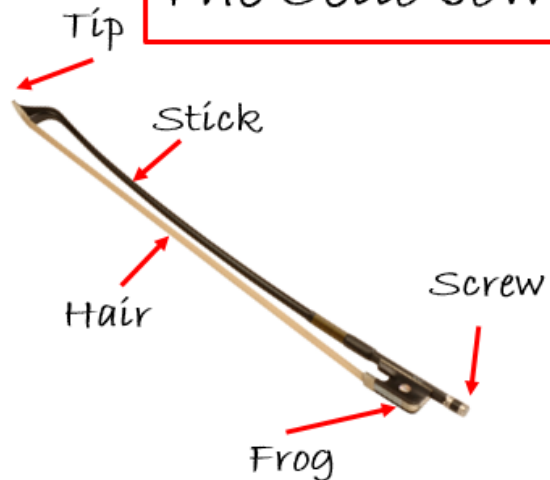
The violin



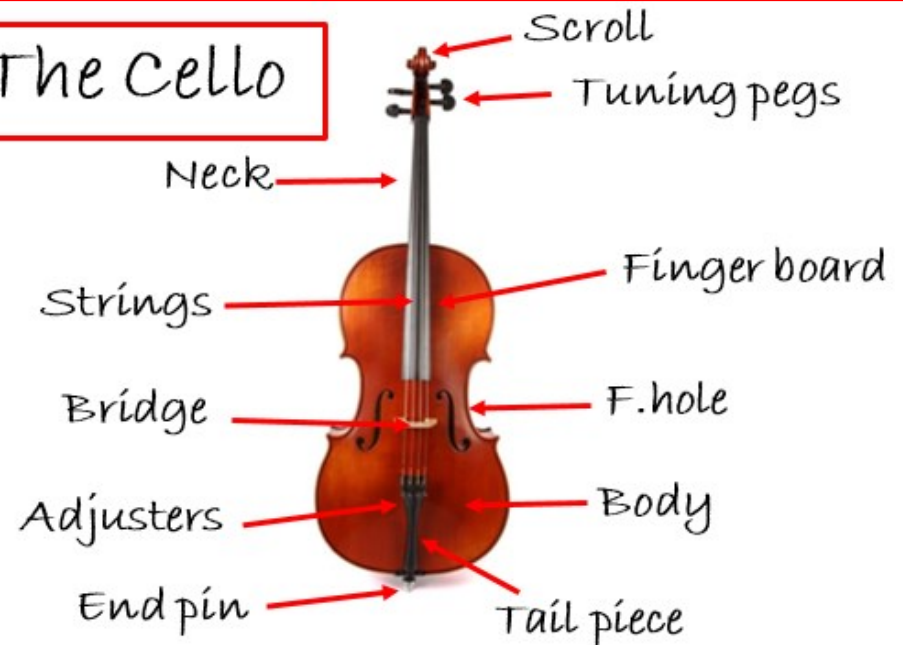
The Violin bow




The Cello bow



The Cello





Violin strings




Treble clef



GDAE

Pizzicato- to pluck the strings

Cello strings



Bass clef



CGDA

Arco- to play with the bow



<p>Rhythm grid</p>		<p>A grid to represent rhythm</p>
<p>★ Graphic notation</p>		<p>A piece of music using symbols to represent music</p>
<p>★ Ostinato</p>		<p>A repeated musical phrase or rhythm</p>
<p>Compose/ composer</p>		<p>To write music The writer of music</p>
<p>Conduct/ conductor</p>		<p>To lead a performance The leader of a performance</p>



★ Developed further from Year 2

<p>Texture</p>		<p>The way that pitch and rhythm are combined in a piece of music which determines the overall quality of the sound.</p>												
<p>★ Timbre</p>	<p>Timbre Example - Flute and Oboe</p> <p>2 Distinctive Sounds</p>	<p>The quality or colour of sound that makes one voice differ from another</p>												
<p>★ Tempo</p>		<p>How fast or slow the phrase or piece of music is played</p>												
<p>Structure</p>	<table border="1"> <tr> <td>VERSE</td> <td>CHORUS</td> <td>VERSE</td> <td>CHORUS</td> <td>BRIDGE</td> <td>CHORUS</td> </tr> <tr> <td>A</td> <td>B</td> <td>A</td> <td>B</td> <td>C</td> <td>B</td> </tr> </table>	VERSE	CHORUS	VERSE	CHORUS	BRIDGE	CHORUS	A	B	A	B	C	B	<p>The layout of a piece of music which can usually be divided into sections</p>
VERSE	CHORUS	VERSE	CHORUS	BRIDGE	CHORUS									
A	B	A	B	C	B									
<p>Duration</p>		<p>The amount of time or how long or short a note, phrase, section or composition lasts</p>												