




<p>★ <u>Pulse</u></p>		<p><u>Pulse</u>- like a steady heartbeat</p>
<p>★ <u>Rhythm</u></p>		<p><u>Rhythm</u>- a strong pattern of movement or sound. They can be fast or slow and fit over the pulse.</p>
<p>★ <u>Tempo</u></p>		<p><u>Tempo</u>- the speed a piece of music is played</p>
<p>★ <u>Graphic notation/ score</u></p>		<p><u>Graphic notation</u>- using symbols to represent music <u>Graphic score</u>- a piece of music written using 'graphic notation'</p>
<p>★ <u>Crotchet</u></p>		<p><u>Crotchet</u>- a note with the value of 1 beat</p>
<p>★ <u>Quaver</u></p>		<p><u>Quaver</u>- a note with the value of half a beat</p>









Developed further from Year 5



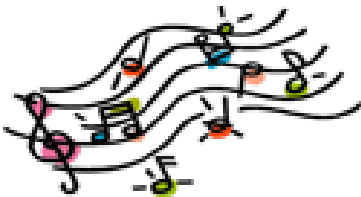


<p><u>Note</u></p>		<p><u>Note</u>- A symbol to represent a unit of sound</p>
<p><u>Standard notation</u></p>		<p><u>Standard notation</u>- is a universal series of symbols and markings that inform a musician how to perform a composition</p>
<p>★ <u>Bar</u></p>		<p><u>Bar</u>- A measure of music that contains a set number of beats</p>
<p>★ <u>Dynamics</u></p>		<p>How loud or quiet a sound is</p>
<p>★ <u>Ostinato</u></p>		<p>A repeated musical phrase or rhythm</p>
<p><u>Time signature</u></p>		<p>This tells the performer the number of beats (or pulses) in each measure of music (bar)</p>






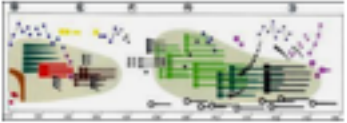


<p>★ Melody</p>		<p>A line of music or a tune</p>
<p>★ Pulse</p>		<p>Like a steady heartbeat</p>
<p>★ Pitch</p>		<p>How high or low a sound is</p>
<p>Parts</p>		<p>Lines of music that work together</p>
<p>★ Conductor</p>		<p>A person who leads and conducts a musical group performance</p>
<p>★ Tempo</p>		<p>The speed the music is played</p>



<p>★ Graphic score</p>		<p>Using symbols to represent music</p>
<p>Pattern</p>		<p>Using symbols to represent music</p>
<p>★ Dynamics</p>		<p>How loud or quiet a sound is</p>
<p>★ Notes</p>		<p>The symbols used in written music. They tell you which note to play and for how long.</p>
<p>★ Structure</p>	<p>ABABA</p>	<p>The order that different sections of the music are played</p>



<p>Chorus</p>		<p>The part of a song repeated after each verse</p>
<p>Staff/ Stave</p>		<p>The set of five horizontal lines and four spaces that represent a musical pitch</p>
<p>Backing track</p>		<p>The recorded accompaniment</p>
<p>Instrumental</p>		<p>Played by instruments only</p>
<p>Notation</p>		<p>Music written in symbols that have meaning</p>
<p>Score</p>		<p>A written form of musical composition</p>



<p>Posture</p>	A side-view illustration of a person standing upright with their feet flat on the ground, arms at their sides, and head, neck, and spine in a vertical line.	<p>The way you hold your body when standing or sitting</p>
<p>★ Audience</p>	A colorful cartoon illustration of a large group of diverse people sitting in rows, facing a stage area.	<p>The spectators or listeners at an event such as a play, film or concert</p>
<p>Loop pedal</p>	A photograph of a red loop pedal device with a black foot pedal and various control buttons and a small display screen.	<p>A small device that will record and playback whatever instrument is recorded onto it</p>
<p>Music technology</p>	A collection of music technology equipment including a smartphone, headphones, and cables, with musical notes floating around them.	<p>The use of any device or machine to compose, perform, record or play back music.</p>